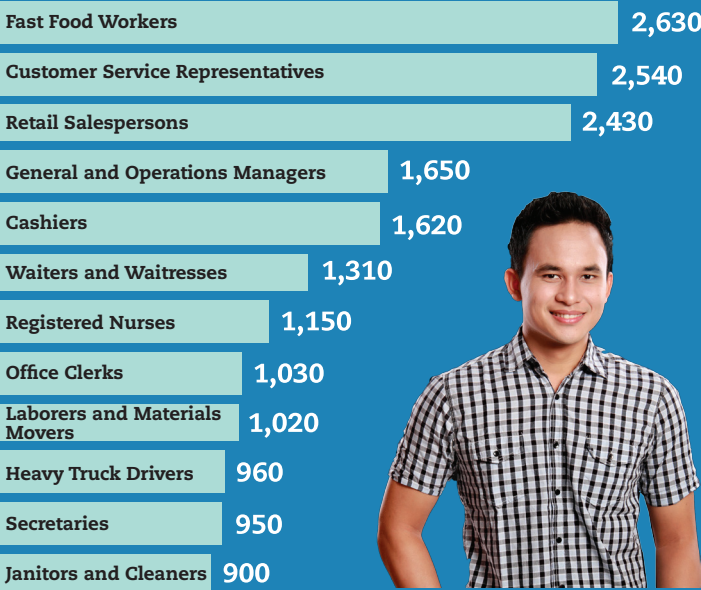


Employment Outlook at a Glance

Most annual openings



jobs.utah.gov/jsp/wi/utalmis/gotoOccinfo.do
Find information about a specific occupation including wages, training, job opportunities, etc. in our Occupational Explorer.

jobs.utah.gov/wi/data/employment/occprojections.html
Discover detailed occupational projection information.

utahfutures.org
Use this site for college and career planning information and activities.

jobs.utah.gov
Register with the Department of Workforce Services and apply for jobs here.

jobs.utah.gov/wi/uocd/dashboard.html
Compare occupations by education, wages, growth etc. with this data visualization.

For more information, contact Gail Tilson at gtilson@utah.gov or 801-526-9785



UTAH JOB OUTLOOK

JOBS

with the best career options

2014—2024

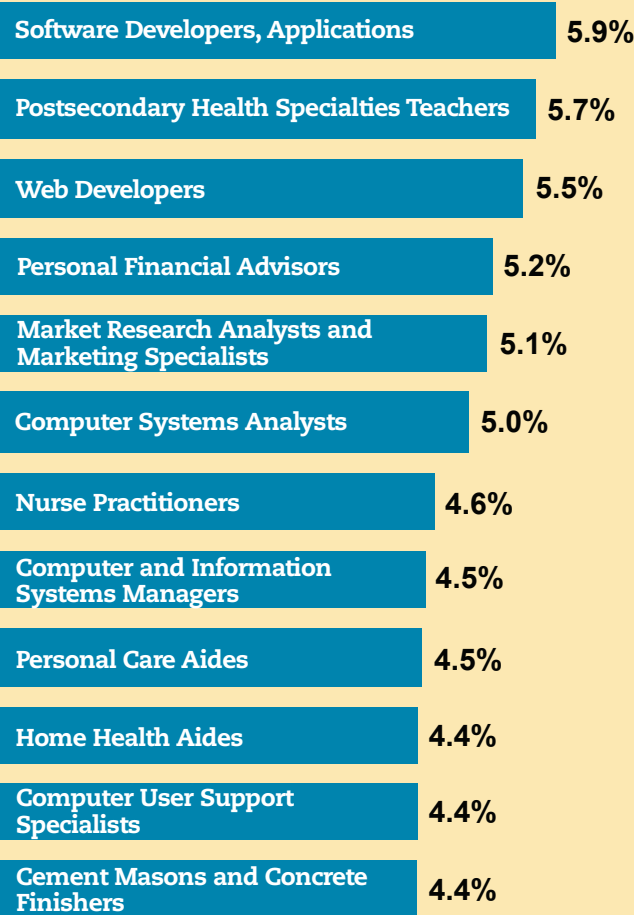


 Department of Workforce Services

Make informed decisions

for your
life
job
career

Fastest Growing Occupations with 100+ annual openings 2014-2024



for your
life
job
career

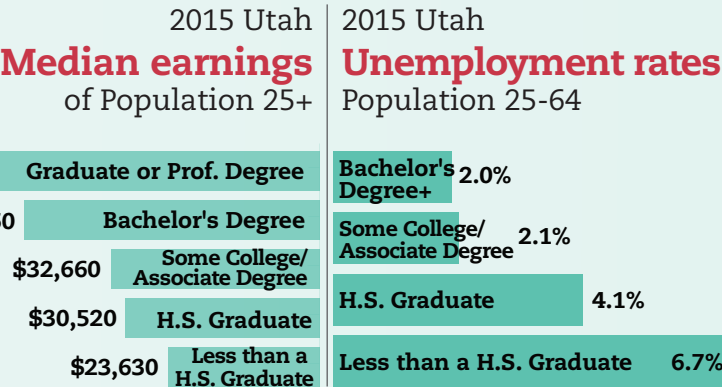
Attributes & Skills Employers Want



- Leadership
- Ability to work in a team
- Written communication
- Problem-solving
- Verbal communication
- Strong work ethic
- Initiative
- Analytical/quantitative skills
- Flexibility/adaptability
- Technical skills
- Interpersonal skills
- Computer skills

Source: Job Outlook 2016, National Association of Colleges and Employers

Education Pays



Source: U.S. Census Bureau; American Community Survey

Best jobs by training level ★★★★★
a five star occupation has high-demand and high-wages*

occupation	Stars	Median Hourly Wage
bachelor's degree or higher		
Civil Engineers	5	\$36.40
Computer and Information Systems Managers	5	\$56.30
Computer Programmers	5	\$37.30
Computer Systems Analysts	5	\$34.00
Construction Managers	5	\$36.60
Financial Managers	5	\$47.00
General and Operations Managers	5	\$33.70
Industrial Engineers	5	\$37.20
Lawyers	5	\$48.40
Management Analysts	5	\$34.10
Marketing Managers	5	\$52.70
Mechanical Engineers	5	\$36.90
Medical and Health Services Managers	5	\$43.30
Network and Computer Systems Administrators	5	\$35.20
Nurse Practitioners	5	\$45.40
Personal Financial Advisors	5	\$35.70
Physical Therapists	5	\$38.30
Sales Managers	5	\$46.40
Sales Representatives, Technical/Scientific Products	5	\$38.90
Software Developers, Applications	5	\$44.00
Software Developers, Systems Software	5	\$44.60

* Star ratings provide general guidance based on demand and wages. For more information visit: jobs.utah.gov/wi
Wage data published May 2016.



occupation	Stars	Median Hourly Wage
associate degree or higher		
Computer Network Support Specialists	5	\$26.60
Dental Hygienists	5	\$34.20
Diagnostic Medical Sonographers	5	\$35.40
Physical Therapist Assistants	5	\$23.80
Radiologic Technologists	5	\$25.50
Respiratory Therapists	5	\$27.80
Web Developers	5	\$26.90
Civil Engineering Technicians	4	\$23.60
Electrical and Electronics Engineering Technicians	4	\$28.10
Industrial Engineering Technicians	4	\$25.80
Mechanical Engineering Technicians	4	\$23.40

postsecondary non-degree award		
Aircraft Mechanics and Service Technicians	5	\$27.20
Telecommunications Equipment Installers and Repairers, Except Line Installers	5	\$24.50
Automotive Service Technicians and Mechanics	4	\$18.20
First-Line Supervisors of Fire Fighting and Prevention Workers	4	\$33.40
Heating, Air Conditioning, and Refrigeration Mechanics and Installers	4	\$22.60
Heavy and Tractor-Trailer Truck Drivers	4	\$20.40
Licensed Practical and Licensed Vocational Nurses	4	\$20.60
Electrical and Electronics Repairers, Commercial and Industrial Equipment	3	\$28.80
Electronic Home Entertainment Equipment Installers and Repairers	3	\$18.40
Motorcycle Mechanics	3	\$19.30
Surgical Technologists	3	\$18.10

occupation	Stars	Median Hourly Wage
high school/GED		
Claims Adjusters, Examiners, and Investigators	5	\$27.30
Construction and Building Inspectors	5	\$28.20
Electrical Power-Line Installers and Repairers	5	\$32.90
Electricians	5	\$23.80
Industrial Machinery Mechanics	5	\$25.30
Mobile Heavy Equipment Mechanics, Except Engines	5	\$24.90
Plumbers, Pipefitters, and Steamfitters	5	\$24.30
Sales Representatives, Except Technical/Scientific Products	5	\$26.80
Supervisors of Construction and Extraction Workers	5	\$26.40
Supervisors of Mechanics, Installers, and Repairers	5	\$29.90
Supervisors of Non-Retail Sales Workers	5	\$32.10
Supervisors of Production and Operating Workers	5	\$26.30
Supervisors of Transportation and Vehicle Operators	5	\$27.80
Transportation, Storage, and Distribution Managers	5	\$37.20

less than high school		
Conveyor Operators and Tenders	4	\$20.30
Cement Masons and Concrete Finishers	3	\$17.20
Construction Laborers	3	\$14.00
Craft Artists	3	\$19.90
Drywall and Ceiling Tile Installers	3	\$17.60
Industrial Truck and Tractor Operators	3	\$16.10
Insulation Workers, Floor, Ceiling, and Wall	3	\$18.30
Machine Feeders and Offbearers	3	\$18.30
Mine Shuttle Car Operators	3	\$27.20
Painters, Construction and Maintenance	3	\$17.10
Tile and Marble Setters	3	\$17.80